

Joint developmental trajectories of internalizing and externalizing disorders between childhood and adolescence

MICHEL G. NIVARD,^a GITTA H. LUBKE,^{a,b} CONOR V. DOLAN,^a DAVID M. EVANS,^{c,d}
BEATE ST. POURCAIN,^e MARCUS R. MUNAFÒ,^d AND CHRISTEL M. MIDDELDORP^{a,f}

^aVrije Universiteit; ^bUniversity of Notre Dame; ^cUniversity of Queensland Diamantina Institute; ^dUniversity of Bristol; ^eMax Planck Institute for Psycholinguistics; and ^fVU University Medical Centre

Abstract

This study sought to identify trajectories of DSM-IV based internalizing (INT) and externalizing (EXT) problem scores across childhood and adolescence and to provide insight into the comorbidity by modeling the co-occurrence of INT and EXT trajectories. INT and EXT were measured repeatedly between age 7 and age 15 years in over 7,000 children and analyzed using growth mixture models. Five trajectories were identified for both INT and EXT, including very low, low, decreasing, and increasing trajectories. In addition, an adolescent onset trajectory was identified for INT and a stable high trajectory was identified for EXT. Multinomial regression showed that similar EXT and INT trajectories were associated. However, the adolescent onset INT trajectory was independent of high EXT trajectories, and persisting EXT was mainly associated with decreasing INT. Sex and early life environmental risk factors predicted EXT and, to a lesser extent, INT trajectories. The association between trajectories indicates the need to consider comorbidity when a child presents with INT or EXT disorders, particularly when symptoms start early. This is less necessary when INT symptoms start at adolescence. Future studies should investigate the etiology of co-occurring INT and EXT and the specific treatment needs of these severely affected children.

Longitudinal epidemiological studies have shown that the prevalence of joint internalizing (INT) disorders (anxiety and depressive disorders) increases from childhood to adolescence into adulthood, whereas the prevalence of externalizing (EXT) disorders (attention-deficit/hyperactivity disorder [ADHD], conduct disorder [CD], and oppositional defiant disorder [ODD]) decreases (Costello, Copeland, & Angold, 2011). Research into the stability has shown that symptoms and disorders persist in varying degrees from childhood into adulthood (Hofstra, Van der Ende, & Verhulst, 2000, 2002). Moreover, comorbidity is common (Angold, Costello, & Erkanli, 1999), not only concurrently, but also successively, as has been established in longitudinal studies: INT disorders in childhood predict EXT disorders in adulthood and vice versa

(Copeland, Shanahan, Costello, & Angold, 2009; Hofstra et al., 2000, 2002). It is well known that comorbidity is associated with poorer outcomes (Newman, Moffitt, Caspi, & Silva, 1998).

It is important to distinguish children who are at risk for developing chronic and/or comorbid symptoms and children whose symptoms are transient so that treatment programs can be developed that specifically target children at risk of long-term psychopathology or children whose symptoms are transient. Therefore, it is necessary to investigate the existence of subgroups (classes) with distinct developmental trajectories using growth mixture modeling (GMM). Few studies using GMM have analyzed data on INT and EXT problems in the period from childhood to adolescence in population-based cohorts (Dekker et al., 2007; Haltigan, Roisman, Susman, Barnett-Walker, & Monahan, 2011; Larsson, Dilshad, Lichtenstein, & Barker, 2011; Letcher, Smart, Sanson, & Toumbourou, 2009; Toumbourou, Williams, Letcher, Sanson, & Smart, 2011; Van Lier, Der Ende, Koot, & Verhulst, 2007). To the best of our knowledge, no study has investigated comorbidity in trajectories from childhood into adolescence. As pointed out by Angold et al. (1999), research in population-based cohorts is necessary to get unbiased estimates of comorbidity and its risk factors. Because the largest changes in prevalence rates are observed in the transition from childhood to adolescence, it is critical to investigate this period.

In the current study, we used GMM to model the development of DSM-IV based INT and EXT problem scores measured at four occasions between age 7 and 15 years in a birth cohort of over 7,000 children. INT comprised anxiety

We are extremely grateful to all of the families who took part in this study, the midwives for their help in recruiting them, and the whole Avon Longitudinal Study of Parents and Children (ALSPAC) team, which includes interviewers, computer and laboratory technicians, clerical workers, research scientists, volunteers, managers, receptionists, and nurses. The UK Medical Research Council and the Wellcome Trust (Grants 092731 and 102215/2/13/2) and the University of Bristol provide core support for ALSPAC. This publication is the work of the authors, and Michel G. Nivard serves as guarantor for the contents of this paper. This project was supported by ZonMW 912-10-020 and ERC-230374. Support was also provided by Royal Netherlands Academy of Science Professor Award PAH/6635 (to M.G.N.) and ACTION (to G.H.L.). ACTION receives funding from the European Union Seventh Framework Program (FP7/2007-013) under Grant 602768.

Address correspondence and reprint requests to: Michel G. Nivard, van der Boechorststraat 1, 1081BT, Amsterdam, The Netherlands; E-mail: m.g.nivard@vu.nl.

disorders and depression; and EXT comprised ADHD, ODD, and CD. The use of INT and EXT summary scores is consistent with the results of several factor analytic studies of these disorders, which revealed the presence of INT and EXT higher order factors explaining the covariance between individual disorders (Angold et al., 1999; Beauchaine & McNulty, 2013; Cosgrove et al., 2011). Following an initial separate analysis of INT and EXT trajectories, we focused on the co-occurrence of these trajectories in a combined model. We further added well-known risk factors for INT and EXT psychopathology to the model as predictors of class membership such as sex, birth weight, maternal smoking during pregnancy, and social class (Costello, Compton, Keeler, & Angold, 2003; Dolan et al., 2015; Groen-Blokhuis, Middeldorp, van Beijsterveldt, & Boomsma, 2011; Hack et al., 2004; Linnert et al. 2003; Weissman, Warner, Wickramaratne, & Kandel 1999). An added benefit of modeling early childhood risk factors as predictors of later trajectories in a longitudinal study is that the results are not affected by participant dropout associated with these childhood risk factors (Little & Rubin, 2014). The results provide insight into the trajectories of clinically relevant INT and EXT problems across childhood and adolescence as well as into the association between the INT and EXT trajectories in this period.

Based on the results of previous trajectory analyses of INT and EXT psychopathology measured during childhood and adolescence in population-based cohorts (Dekker et al., 2007; Haltigan et al., 2011; Larsson et al., 2011; Letcher et al., 2009; Toumbourou et al., 2011; Van Lier et al., 2007), we expected for both INT and EXT a class of unaffected individuals. In addition, we expected at least a class with increasing symptoms for INT and a class with stable high and a class with decreasing symptoms for EXT. Although results of previous studies using GMM on INT symptoms are mixed regarding a class with persisting symptoms over time, we expected such a class given that other longitudinal studies suggest continuity over age (Hofstra et al., 2000, 2002). To the best of our knowledge, the current study is the first to investigate the co-occurrence of trajectories of INT and EXT problems from childhood to adolescence. Three previous studies investigated the concordance between INT and EXT trajectories in children up to age 12 (Brezo et al., 2008; Fanti & Henrich, 2010; Wiggins, Mitchell, Hyde & Monk, 2015). These studies suggested that children assigned to trajectories with high scores on INT problems were significantly more often assigned to trajectories with moderate or high scores for EXT problems, and vice versa. This signifies that the course of INT and EXT symptoms is also associated during childhood. We expect that association to continue into adolescence.

Methods

Subjects

The Avon Longitudinal Study of Parents and Children (ALSPAC, also known as Children of the 90s; <http://www.bristol.ac.uk/alspac/>) is a long-term health research project (Boyd et al. 2012). More than 14,000 mothers from Avon County in the United Kingdom were enrolled during pregnancy in 1991 and 1992, and each returned at least one questionnaire. When the oldest children were approximately 7 years of age, an attempt was made to bolster the initial sample with eligible cases who had failed to join the study originally (Golding, Pembrey, & Jones, 2001).

The (psychological) health and development of these children has been followed in great detail. At ages 7, 10, 13, and 15 years, DSM-IV psychiatric disorders were assessed as part of the regular assessments. In total, 7,202 children were assessed at least once for psychiatric disorders and had data available on risk factors (see Table 1). Ethical approval for the study was obtained from the ALSPAC Ethics and Law Committee and the local research ethics committees. Please note that the study website contains details of all the data available through a fully searchable data dictionary (<http://www.bris.ac.uk/alspac/researchers/data-access/data-dictionary>).

The (psychological) health and development of these children has been followed in great detail. At ages 7, 10, 13, and 15 years, DSM-IV psychiatric disorders were assessed as part of the regular assessments. In total, 7,202 children were assessed at least once for psychiatric disorders and had data available on risk factors (see Table 1). Ethical approval for the study was obtained from the ALSPAC Ethics and Law Committee and the local research ethics committees. Please note that the study website contains details of all the data available through a fully searchable data dictionary (<http://www.bris.ac.uk/alspac/researchers/data-access/data-dictionary>).

Instruments

The Development and Well-Being Assessment (DAWBA) is an instrument developed to diagnose DSM-IV psychiatric disorders (Goodman, Ford, Richards, Gatward, & Meltzer, 2000). In addition to a dichotomous variable indicating whether or not a person satisfies the criteria for a diagnosis, the DAWBA instrument can be used to calculate an ordinal “DAWBA band” score. Each band indicates the probability of suffering from a psychiatric disorder as derived from the DAWBA psychiatric interview. Of the integer scores from 0 to 5 correspond to respective probabilities of <0.01%, 0.5%, 3%, 15%, 50%, and >70% of satisfying the diagnostic. We analyzed the combined EXT DAWBA band score, which includes ODD, CD, and ADHD, and the combined INT DAWBA band score, which includes major depression, generalized anxiety disorder, specific phobia, social phobia (at age 7, 10, 13, and 15), separation anxiety disorder (at age 7, 10, and 13), and panic disorder and agoraphobia (at age 15). All disorders were assessed by the child’s mother except for self-reports of INT disorders at age 15.

The DAWBA band scores have shown a positive association with clinician-rated diagnosis (chance corrected $\kappa = 0.4\text{--}0.7$, sensitivity = 0.4–0.8, and specificity = 0.98–0.99) and a strong relation with indicators of mental health (Goodman, Heiervang, Collishaw, & Goodman, 2011). The INT DAWBA band scores (INT) and EXT DAWBA band scores (EXT) reflect the probability of satisfying the diagnostic criteria of any INT or any EXT disorder (Goodman et al., 2011). Because Category 0 did not occur in all assessments, 0 and 1 scores were collapsed into a single category (i.e., <0.5%). We used the DAWBA band scores because they provide more information than the dichotomous affected/unaffected variable.

We included maternal smoking during pregnancy (no/yes), maternal highest education (six categories), maternal and paternal social class (six categories), maternal age at de-

Table 1. The number of individuals for each DAWBA band score for EXT and INT disorders, prevalence for EXT and INT, and total numbers, and the polychoric correlations between EXT and INT for each age

Descriptives								
	DAWBA Band Score					Prevalence	N	
	1	2	3	4	5			
EXT 7	1509	3948	612	160	96	0.058	6325	
EXT 10	1668	3388	520	124	90	0.054	5790	
EXT 13	1848	2682	608	115	79	0.055	5332	
EXT 15	1714	1848	335	88	65	0.05	4050	
INT 7	2749	3063	412	76	45	0.037	6345	
INT 10	2092	3101	470	89	58	0.045	5810	
INT 13	2181	2686	382	68	33	0.038	5350	
INT 15	1506	1885	521	106	15	0.051	4033	

Correlations and Standard Errors								
	EXT 7	EXT 10	EXT 13	EXT 15	INT 7	INT 10	INT 13	INT 15
EXT 7	1	.009	.0011	.015	.012	.014	.0016	.019
EXT 10	.63	1	.01	.014	.015	.013	.015	.019
EXT 13	.497	.582	1	.011	.016	.015	.013	.018
EXT 15	.387	.451	.569	1	.019	.018	.018	.016
INT 7	.23	.161	.102	.083	1	.011	.013	.019
INT 10	.188	.257	.151	.133	.485	1	.011	.018
INT 13	.162	.177	.211	.173	.406	.483	1	.018
INT 15	.081	.08	.074	.11	.142	.19	.225	1

Note: DAWBA, Development and Well-Being Assessment; EXT, externalizing; INT, internalizing. The correlations (all significant at $p < .05$ corrected for multiple testing) are below the diagonal, and the standard errors are above the diagonal.

livery, birth weight, and sex as predictors of class membership. Maternal smoking was assessed at week 18; social class and educational attainment at week 32. Maternal age at delivery and birth weight were part of the pregnancy and child baseline data.

Statistical methods

As a baseline model, we fitted a latent growth curve model to the repeated measures of INT and EXT. This model described a single trajectory that can randomly vary over individuals and included three factors, an intercept, linear slope, and quadratic slope factor, where the quadratic slope factor allows for curvilinear development. Because we estimated the means (fixed effects) and the variances (random effects) of the intercept, linear slope, and quadratic slope factors, this is a random effects model, implying that each child was characterized by his or her own unique growth curve (Singer & Willett, 2003).

GMM extend the standard growth model with a latent class variable, each describing a subset of the entire population and featuring a distinct growth model within each latent class. Because class membership is unknown, subjects with similar trajectories are grouped into classes in a data-driven fashion. Fixing the variances of the intercept, linear slope, and quadratic slope factors to zero within each class results

in a restrictive GMM, also known as latent growth curve models (LGCMs), in which only average within-class trajectories are estimated (i.e., means of intercept, linear slope, and quadratic slope), and all variability within classes is considered to be occasion specific (Nagin, 1999). In addition to LGCMs, we also fitted random intercept models in which the variance of the intercept was not fixed to zero, thus allowing for within-class individual differences in the intercepts (Jung & Wickrama, 2008; Muthén & Muthén, 2000). In fitting both LGCMs and the random intercept models, we considered models with increasing number of classes. Mixture models with random slope or random quadratic terms often failed to converge and are therefore not considered.

Based on the best fitting separate models, a combined model of INT and EXT trajectories between age 7 and 15 was tested, in which the EXT latent categorical class variable (C_E) was regressed on the INT latent categorical class variable (C_I ; see Figure 1). This multinomial regression analysis provided an omnibus test of the null hypothesis that INT and EXT classes are unrelated. Note that the direction of this regression is arbitrary, and has no effect on the interpretation of the results. Reversing the direction of the regression to EXT on INT would result in exactly the same model fit and parameter estimates. INT and EXT class variables C_I and C_E were also regressed on maternal social class, paternal social class, maternal educational level, maternal age at deliv-

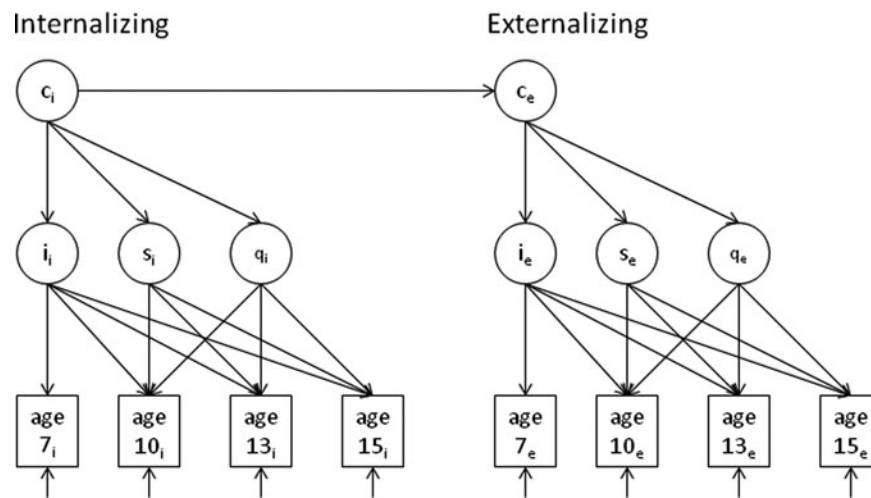


Figure 1. Path model of the final growth mixture model. The class variables C_i and C_e indicate the distinct growth trajectories between the ages of 7 and 15 years for the internalizing and externalizing problem scores, respectively. Class membership of internalizing problems is modeled to predict class membership of externalizing problems. For each growth trajectory class the means of the intercept (i), linear slope (s), and quadratic slope (q) are estimated. The factor loadings of the intercept (i) are fixed to 1. The factor loadings of the linear slope (s) are fixed to 1, 2, and 2.66, and of the quadratic slope (q) 1, 4, and 7.07, respectively. These constants are proportional to the differences between the measurement occasions expressed in years, or years squared.

ery, maternal smoking during pregnancy, birth weight of the child, and sex of the child to test whether these variables predict trajectories.

Models were fitted with Mplus 6.12 (Muthén & Muthén, 2007) using robust full information maximum likelihood. If initial settings did not result in replicated minima, the number of starts was increased from 500 to 2,000, and the number of final optimization from 50 to 200. If the best likelihood was not replicated with 2,000 starts, the model was considered to have failed. The choice of the best fitting model was based on the sample size adjusted Bayes information criterion. In cases of small differences in fit, the preciseness of individual assignment to a specific trajectory and the interpretability of the model were also considered. The certainty of class assignment of the individuals is captured by the entropy index presented in the Results section. A higher entropy implies a higher degree of certainty concerning the assignments.

Previous analyses have shown that missingness in the AL-SPAC data is not random, but that it only marginally affects parameter estimates in statistical analyses (Wolke et al., 2009). As a form of attrition analysis, we regressed the number of missing DAWBA assessments per individual on the covariates. This attrition analysis showed that sex, smoking during pregnancy, maternal and paternal social class, maternal highest education, and maternal age at delivery significantly predicted missingness ($R = .274$, $F = 124.6$, $p < .0001$). Because these variables were included in the model, our model is robust for missingness conditional on these variables (i.e., data missing at random; Little & Rubin 2014). We reran the models on listwise complete data to evaluate the models based on individuals with complete data, and the same conclusions regarding the class selection would be drawn.

Results

Descriptives

Table 1 provides an overview of the prevalences of the observed DAWBA band scores and the polychoric correlations between INT and EXT at age 7, 10, 13, and 15. Polychoric correlations quantify the association between ordinal variables (Ekstrom, 2011). The estimated prevalence of EXT disorders in our sample was around 5% between ages 7 and 15. The prevalence of INT disorders was around 4% in childhood, and grew to 5% at age 15. As expected, male average EXT scores were greater than female average EXT scores at all ages, and female average INT scores were greater than male average INT at ages 13 and 15. Correlations between EXT and INT were around .20. Longitudinal correlations for INT between age 7 and 15 were .15 to .48, whereas correlations for EXT between the ages of 7 and 15 were higher at .35 to .61.

INT and EXT trajectories

GMMs were fitted for INT and EXT separately. The single-class model with a random intercept, slope, and quadratic term showed a worse fit than models including a latent class variable, which indicates the existence of subgroups with different trajectories. Models with two to six classes were tested with (a) a *fixed* intercept, slope, and quadratic term; and (b) a *random* intercept, and a *fixed* slope and quadratic term. Table 2 provides the model fit statistics and entropy. We retained the quadratic term because models with the quadratic term generally outperformed models without a quadratic term (results available on request from the first author). INT data were best described by a model with five classes with

Table 2. Fit indices for the INT and EXT growth mixture models containing one to six classes

N Classes	Models INT													
	Fixed ISQ				Random I, Fixed SQ,				Random ISQ					
	Entropy	AIC	Adj-BIC	LMR	Entropy	AIC	Adj-BIC	LMR	AIC	Adj-BIC				
1									41748.603	41870.892				
2	0.469	42326.785	42389.782	<.001	0.323	41946.080	42016.489	<.001		—				
3	0.432	41959.951	42063.711	<.001	0.455	41674.774	41789.651	<.001		—				
4	0.513	41650.452	41794.975	<.001	0.392	41536.956	41696.303	<.001		—				
5	0.488	41536.394	41721.680	<.001			NR			—				
6	0.518	41505.755	41731.804	.021			NR			—				
					Models EXT									
1									41273.385	41395.628				
2	0.544	42770.286	42833.259	<.001	0.383	41463.420	41533.803	<.001		—				
3	0.647	41630.458	41734.179	<.001	0.471	41235.535	41350.369	<.006		—				
4	0.647	41355.296	41499.765	<.001			NR			—				
5	0.656	41208.013	41393.230	<.002			NR			—				
6	0.569	41136.539	41362.503	<.001			NR			—				

Note: EXT, Externalizing; INT, internalizing; ISQ, intercept, linear, and quadratic; AIC, Akaike information criterion; BIC Bayesian information criterion; LMR, Lo–Mendell–Rubin; NR, best log-likelihood not replicated at 2000 starts and 200 final iterations. The fixed effects models are for ISQ slopes (i.e., with the variances of the intercept and slopes fixed to zero in each class). The random models are for a random I (i.e., with the variance of the intercept estimated in each class) and fixed effects for S and Q. The reference model is with random ISQ. The LMR column provides the *p* values for the LMR test, which tests the appropriately adjusted likelihood ratio between the model under consideration and the model with one class less.

a fixed intercept, slope, and quadratic term. For EXT, the best fitting model is the three-class random intercept model. However, this model has a very low entropy compared to the fixed intercept models. Among the fixed intercept models, the best fitting model is the six-class model, but the five-class model has substantially better entropy and only a slightly worse fit. Visual inspection of the trajectories showed that the six-class model adds a third unaffected class to the very low and low classes, which starts out low and progresses to very low EXT scores. Because this extra class is not very informative, the five-class fixed intercept model was preferred. The results of the analyses of the listwise complete data were similar and also resulted in the selection of a five-class model for both INT and EXT. Models fitted on listwise complete data had a higher entropy, reflecting that individuals with complete data available are easier to categorize.

Combined INT/EXT model

In the combined model, the association between INT and EXT was analyzed using the multinomial logistic regression of the five-class EXT trajectories on the five-class INT trajectories (Figure 1). The model including the multinomial regression parameters fitted the data better than a model that dropped these parameters (likelihood ratio = 477.894, *df* = 16, *p* < .0001). We first describe the INT and EXT trajectories and then discuss the association between the EXT and INT trajectory class variables.

For INT, there were two classes with low scores, called the very low INT class (22.7% of the sample based on

most likely class membership) and the low-INT class (41.8%; Figure 2a). A third class contained individuals with decreasing INT scores (5.1%). The remaining two classes contained individuals with increasing scores. The increasing-INT class (17.8%) showed a steady rise in score from childhood on, while in the adolescent-risk INT class (12.6%) the scores are low until age 13 but sharply increase at age 15 years.

Four of the five EXT trajectories showed similar patterns as the INT trajectories (Figure 2b): that is, the very low EXT class (28%), the low-EXT class (54%), the decreasing-EXT class (7%), and the increasing-EXT class (8.3%). The final high-EXT class (2.4%) was different, because it contained individuals with persisting high scores from childhood to adolescence.

Sex was a significant predictor of INT and EXT class membership, with girls being significantly more likely than boys to be a member of the decreasing (odds ratio [OR] = 2.011, *p* < .001), increasing (OR = 7.800, *p* < .001), or adolescent increasing INT classes (OR = 3.128, *p* < .001). In addition, girls were significantly less likely to be a member of the high (OR = 0.074, *p* < .001), increasing (OR = 0.475, *p* < .001), and decreasing (OR = 0.178, *p* < .001) EXT class. Maternal smoking during pregnancy was a significant risk factor for being a member of the decreasing INT class (OR = 1.991, *p* < .001) and for the high (OR = 2.237, *p* < .001), increasing (OR = 2.053, *p* < .001), and decreasing (OR = 2.765, *p* < .001) EXT classes. With respect to EXT, higher social class of the father was associated with a lower probability of belonging to the

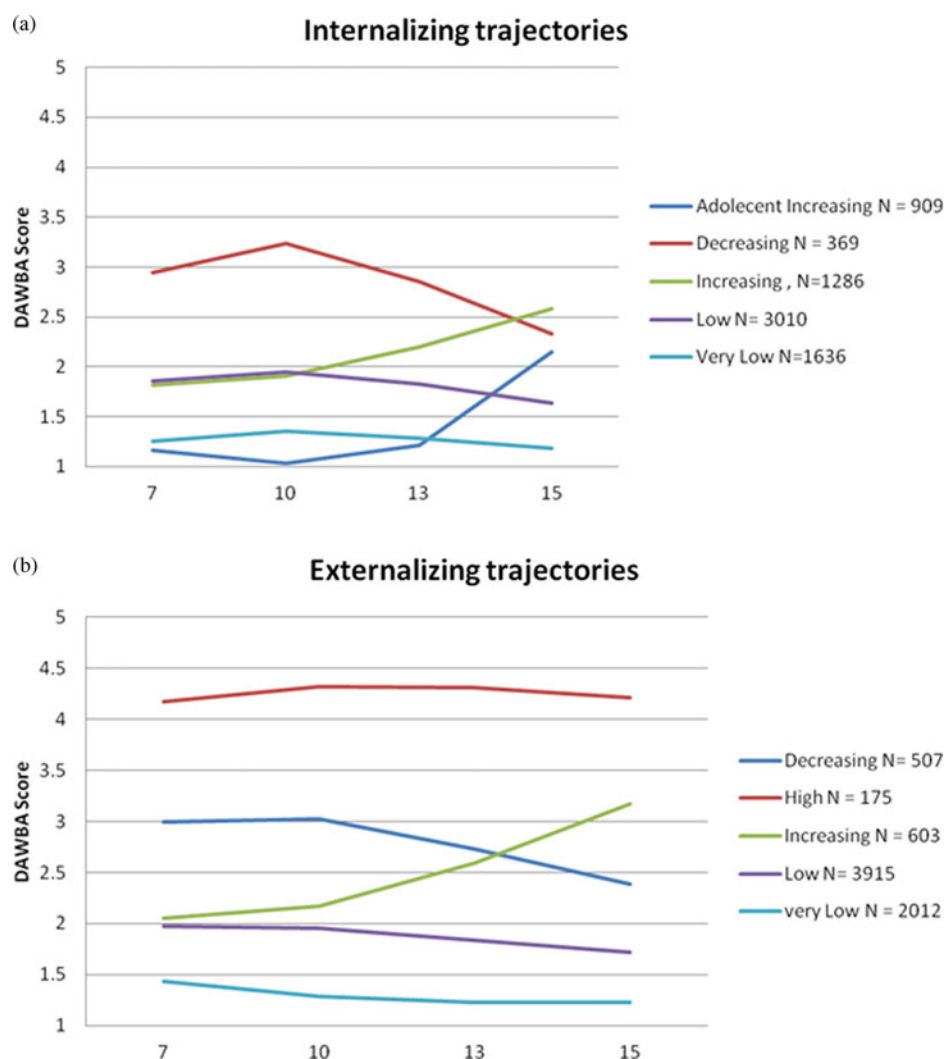


Figure 2. (Color online) (a) The five internalizing trajectories. (b) The five externalizing trajectories. The y-axis indicates the expected Development and Well-Being Assessment band score for a given class at a given age.

high ($OR = 0.787, p < .001$) or increasing EXT class ($OR = 0.818, p < .001$), and higher maternal education reduced the probability of membership of the increasing EXT class ($OR = 0.790, p < .001$).

Figure 3 displays the conditional probabilities of belonging to the EXT (INT) classes given membership of a given INT (EXT) class. These conditional probabilities showed that similar INT and EXT classes were associated. Focusing on the “affected” trajectories revealed that individuals in the decreasing INT class had a high probability of belonging to the decreasing EXT class (38%), and children in the increasing INT class had a substantial probability (22%) of being member of the increasing EXT class (Figure 3a). Likewise, 27% of the children in the decreasing EXT class belonged to the decreasing INT class, and children in the increasing EXT class had a substantial chance (46%) of belonging to the increasing INT class (Figure 3b). It further becomes apparent that the high EXT class was particularly associated with the decreasing INT class and less with the increasing INT class,

whereas the adolescent onset INT class was independent from EXT trajectories.

Discussion

Based on analyses of DSM-IV based INT and EXT problem scores obtained in longitudinal studies from childhood into adolescence, we conclude that developmental trajectories for INT and EXT are largely similar, and that the INT and EXT trajectories are associated. Notable differences in trajectories are that for INT, there is a trajectory that is characterized by increased scores from adolescence onward, while for EXT there is a trajectory that is characterized by stable high scores. The adolescent-onset INT group showed no association with affected EXT classes. The high EXT group was most associated with the decreasing INT group, signifying that in some of the individuals that have both EXT and INT symptoms during childhood, the EXT symptoms will persist, while the INT symptoms attenuate.

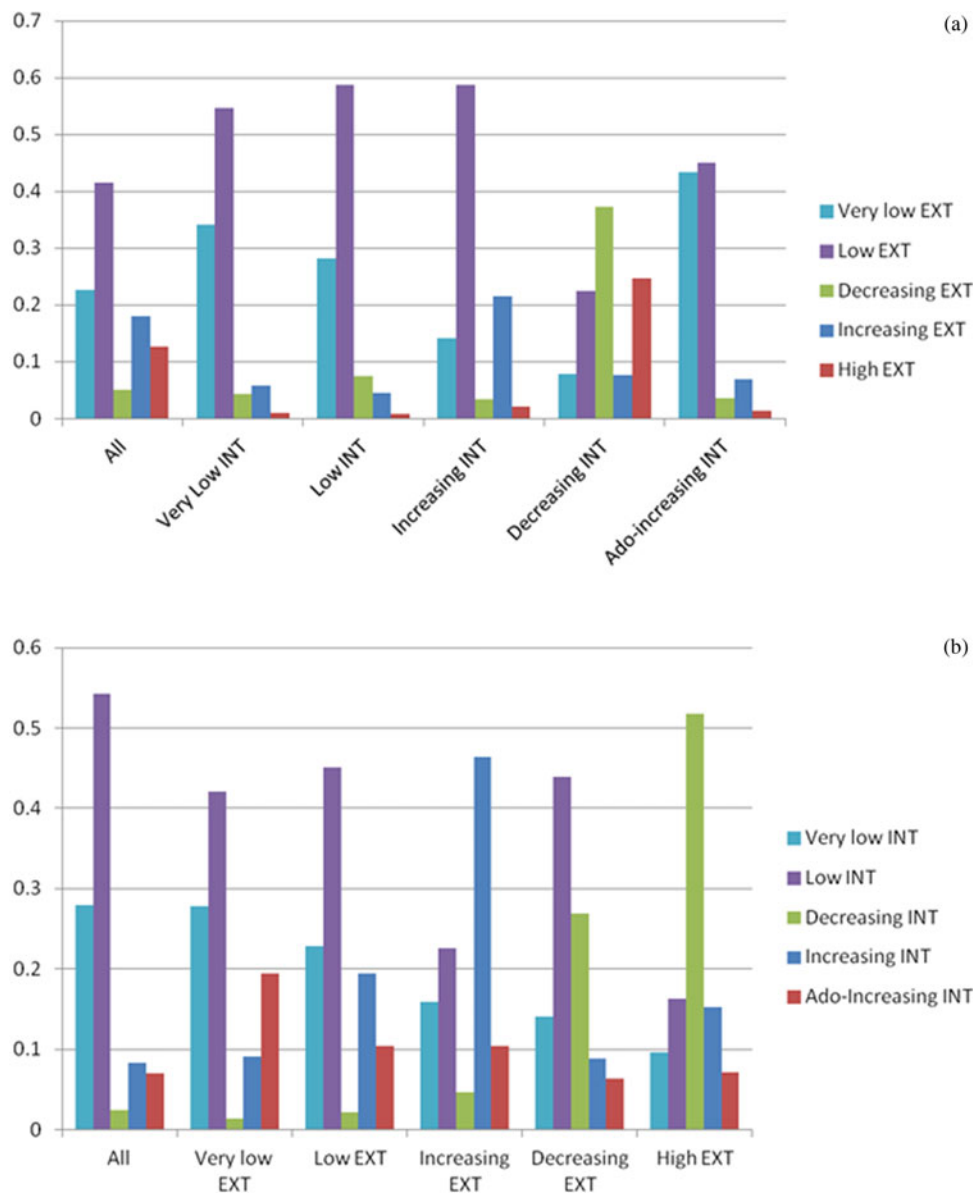


Figure 3. (Color online) (a) Probabilities for externalizing (EXT) class membership and conditional probabilities for EXT class membership given internalizing (INT) class membership. The bars at the left (above “all”) indicate the probabilities of belonging to the five EXT classes as estimated in the whole sample. Next, the bars above “very low INT” indicate the probabilities of belonging to the five EXT classes as estimated for the children who were assigned to the very low INT class. The same applies to the bars in the categories Low INT, Increasing INT, Decreasing INT, and Ado-increasing INT. The children in the very low and low EXT classes are overrepresented in the low INT classes and in the class with adolescent increasing INT, whereas the children with increasing or high EXT are overrepresented in the increasing and decreasing internalizing classes. (b) Probabilities for INT class membership and conditional probabilities for INT class membership given EXT class membership. The children in the very low and low INT classes are overrepresented in the children in the low EXT classes, whereas the children with increasing or decreasing INT are overrepresented in the increasing, decreasing, and high EXT classes.

Our findings for the INT and EXT trajectories are largely in line with a priori expectations. The most apparent discrepancies are the absence of a class characterized by stable high INT and the presence of an increasing EXT class. The absence of a stable high INT group may be due to the relatively low prevalence of these disorders, especially during childhood. GMMs require very large samples to reliably identify classes that consist of a small proportion of the sample. Our

finding therefore do not rule out that there is a small group of children with persisting symptoms, as suggested by other studies (Hofstra et al., 2000, 2002). Previous results regarding an increasing trajectory for EXT symptoms were mixed. Van Lier et al. (2007) and Larsson et al. (2011) identified a class with increasing symptoms for conduct disorder, and for the inattentive subtype of ADHD, respectively. The increasing EXT class in our study probably comprises these groups.

The only two other studies (Brezo et al., 2008; Fanti & Henrich, 2010) that looked at the combination of INT and EXT trajectories up to age 12 also showed that increasing and decreasing INT and EXT trajectories are mutually dependent. It will be interesting to see whether future studies modeling the trajectories into adolescence will replicate our finding that INT disorders with onset in adolescence are independent of EXT disorders and that persisting high EXT is mainly associated with decreasing INT. Our results indicate that the previously reported longitudinal association between INT and EXT disorders starts in childhood. The recent finding in ALSPAC that adolescent depression is predicted by conduct problems in childhood (Stringaris, Lewis, & Maughan 2014) might be attributable to persistent childhood INT symptoms.

Because mixture modeling is an exploratory technique, the results presented here require replication (Lubke, 2012). A related issue is the relatively low entropy, or certainty of class assignments in the models, suggesting that class assignment based on the model is imprecise. We note that entropy was higher in the analyses carried out with listwise complete data: 0.76 for the five-class EXT model and 0.572 for the five-class INT model. This reflects the fact that class assignment is substantially more accurate in subjects with data available at each time point. However, while class assignment is more precise for individuals with complete data, including subjects with missing data has the advantage of rendering the results robust to missingness associated with a high score at an earlier measurement occasion, and with an included risk factor. Although we fit a model robust for missingness associated with the included covariates, we acknowledge dropout associated with other covariates, not included in our models, may have affected the results in an unknown way. We note that the associations between sex, prenatal risk factors, and trajectory membership probability were all in the expected directions. Boys were found to be more at risk for EXT problems and girls more for INT problems, and adverse prenatal risk factors were associated with EXT, and to a lesser extent, with INT problems (see, e.g., Ormel et al., 2014). In sum, the agreement between the estimated trajectories and expectations based on previous work increases the confidence in these developmental trajectories.

One of the other potential limitations, besides the attrition rate, could be the use of two broad INT and EXT problem scores. Studies investigating specific INT or EXT symptom domains (Barker, 2007; Broeren, Muris, Diamantopoulou, & Baker, 2013; Larsson et al., 2011; Van Lier et al., 2007) have detected differences in trajectories between the separate disorders. Given the low prevalence rates of the individual disorders, such analyses were not feasible here. Moreover, previous studies have also shown that the analyzed disorders load on common factors interpretable as our INT and EXT (see, e.g., Angold et al., 1999; Beauchaine & McNulty, 2013; Cosgrove et al., 2011). This indicates that studies focusing on measures of a general tendency to display INT or EXT disorders can also provide important information. Be-

cause sample size precluded separate analyses in males and females, gender was included as a covariate predicting class membership. We acknowledge that the slight variation in constituent disorders and raters over time is a limitation. INT disorders were measured by self-rating at age 15, and by maternal rating at ages 7 to 13. The design of the ALSPAC study is such that the set of INT disorders at age 7 to 13 includes separation anxiety, while the measure at age 15 includes agoraphobia and panic disorder. This is based on the expectation that agoraphobia in early childhood and separation anxiety in late adolescence are unlikely to be present. The change in disorders measured across the time span of this study can be viewed as an attempt to measure heterotypic continuity of the same underlying INT construct, a technique often applied when considering longitudinal development (Petersen, Bates, Dodge, Lansford, & Pettit, 2014). Finally, the correlations between INT and EXT disorders (around .20) were lower than previously reported by Cosgrove et al. (2011; .20 to .30). However, these differences are relatively small, and might be due to differences in the instrument used.

Other questionnaire disorders, such as the Child Behavior Checklist (CBCL) and the Youth Self-Report (Achenbach & Rescola, 2001) are often used to measure INT and EXT psychopathology in large population samples. Growth curve analyses based on the CBCL/Youth Self-Report INT symptoms yielded evidence for heterogeneous development of INT problems, but this variation could not be easily disaggregated into different latent growth classes (i.e., a model including a random intercept and a slope provided the best fit; Lubke et al., 2015). This difference in outcome is likely to be because the CBCL is a continuous measure capturing individual differences in the general population, and as such it provides more information to estimate random growth parameters, whereas the measure used in this study is ordinal and developed for clinical practice.

The strengths of this study were the use of a large population-based sample with repeated measures from childhood into adolescence and a DSM-IV based psychiatric interview instrument. This enables the translation of these findings to clinical relevance. The results suggest that if an adolescent presents with INT symptoms and has no history of previous INT symptoms, a brief screening for EXT disorders will suffice. However, when confronted with childhood or adolescent EXT problems or with INT problems that were already apparent in childhood, comorbid symptoms should also be assessed at the start of the treatment. Risk and protective factors can also be taken into account. If the mother smoked during pregnancy, the chance to have a trajectory of increasing or persisting EXT symptoms is higher, whereas INT symptoms may decrease. A protective factor for unfavorable EXT trajectories is higher social class. Future studies should address the specific treatment needs of children with co-occurring INT and EXT disorders, especially because the co-occurrence is related to negative outcomes (Fanti & Henrich, 2010). An interesting question is whether successful treatment of an EXT disorder also leads to a remission of the INT disorder, or vice versa, or whether treatment of both disorders is necessary. There is some evi-

dence that INT symptoms respond to the treatment of EXT symptoms (Chase & Eyberg, 2008), and vice versa (Kendall, Brady, & Verduijn, 2001). Moreover, it is important to identify the factors associated with the combination of the trajectories of decreasing INT and EXT symptoms versus the combination of persisting EXT symptoms and decreasing INT symptoms.

The current study does not address the etiology of comorbidity between INT and EXT disorders. Different hypotheses currently exist about the causes of comorbidity. It has been suggested that depressive symptoms in ADHD are due to demoralization (Brown, Borden, Clingerman, & Jenkins, 1988), but in line with our finding that a combination of trajectories of EXT symptoms in childhood and later increasing INT symptoms did not exist, Biederman, Mick, and Faraone (1998) concluded that this does not explain all comorbidity. The opposite (i.e., INT symptoms causing EXT symptoms) has also been hypothesized. Granic (2014), for example, proposes three mechanisms explaining how anxiety can cause aggression and suggests how future research could investigate whether these mechanisms play a role. Another explanation for comorbidity is that multiple disorders are caused by the same underlying mechanism, which agrees with the observed co-occurrence of similar trajectories. Cross-sectional twin studies have indicated that co-morbidity between INT and EXT disorders is partly explained by shared genetic risk factors (e.g., Cosgrove et al., 2011). It has previously been shown that ADHD trajectories are influenced by genetic factors (Larsson et al., 2011). This could also be the case for co-occurring trajectories, which would be interesting for gene-finding studies. Including a Genetic

Variant \times Course (i.e., decreasing or stable high) interaction term enables the identification of variants associated with a favorable or unfavorable outcome and reveal hints about biological differences in etiology between developmental courses.

The mechanisms underlying the association between the risk factors, such as maternal smoking during pregnancy, paternal social class and education, and the developmental trajectories are also a subject for further investigation. Many of the associated risk factors are influenced by genetic factors. The question whether the associations between exposures and adverse trajectories are explained by common genetic factors, common environmental exposures, or by direct causation can be addressed by genetically informative designs, such as studies of developmentally concordant and discordant monozygotic and dizygotic twins (McGue, Olsen, & Christensen, 2010; van Dongen, Slagboom, Draisma, Martin, & Boomsma, 2012) or children of twins designs (McAdams et al., 2014). The advent of high throughput genome wide (epi)genetic measurement will further allow for a more in-depth study of the origins of biological differences underlying developmental differences. Specifically, subtle developmental differences beyond lifetime diagnoses are interesting targets for studies relating epigenetic variation to variations in psychopathology.

To summarize, we showed that both INT and EXT disorders can have a favorable or unfavorable course in time from childhood into adolescence and that trajectories are associated with each other. Future research should focus on unraveling the etiology of the co-occurrence, and focus on the development of treatment designs for the most seriously affected children.

References

- Achenbach, T., & Rescorla, L. A. (2001). *Manual for the ASEBA School-Age Forms and Profiles*. Burlington, VT: University of Vermont, Research Center for Children, Youth, and Families.
- Angold, A., Costello, E. J., & Erkanli, A. (1999). Comorbidity. *Journal of Child Psychology and Psychiatry*, 40, 57–87.
- Barker, E. D., Séguin, J. R., White, H. R., Bates, M. E., Lacourse, E., Carbonneau, R., et al. (2007). Developmental trajectories of male physical violence and theft: Relations to neurocognitive performance. *Archives of General Psychiatry*, 64, 592–599.
- Beauchaine, T. P., & McNulty, T. (2013). Comorbidities and continuities as ontogenic processes: Toward a developmental spectrum model of externalizing psychopathology. *Development and Psychopathology*, 25, 1505–1528.
- Biederman, J., Mick, E., & Faraone, S. V. (1998). Depression in attention deficit hyperactivity disorder (ADHD) children: “True” depression or demoralization? *Journal of Affective Disorders*, 47, 113–122.
- Boyd, A., Golding, J., Macleod, J., Lawlor, D. A., Fraser, A., Henderson, J., et al. (2012). Cohort profile: The “Children of the 90s”—The index offspring of the Avon Longitudinal Study of Parents and Children. *International Journal of Epidemiology*. Advance online publication.
- Brezo, J., Barker, E. D., Paris, J., Hébert, M., Vitaro, F., Tremblay, R. E., et al. (2008). Childhood trajectories of anxiousness and disruptiveness as predictors of suicide attempts. *Archives of Pediatrics and Adolescent Medicine*, 162, 1015–1021.
- Broeren, S., Muris, P., Diamantopoulou, S., & Baker, J. R. (2013). The course of childhood anxiety symptoms: Developmental trajectories and child-related factors in normal children. *Journal of Abnormal Child Psychology*, 41, 81–95.
- Brown, R. T., Borden, K. A., Clingerman, S. R., & Jenkins, P. (1988). Depression in attention deficit-disordered and normal children and their parents. *Child Psychiatry and Human Development*, 18, 119–132.
- Chase, R. M., & Eyberg, S. M. (2008). Clinical presentation and treatment outcome for children with comorbid externalizing and internalizing symptoms. *Journal of Anxiety Disorders*, 22, 273–282.
- Copeland, W. E., Shanahan, L., Costello, E. J., & Angold, A. (2009). Childhood and adolescent psychiatric disorders as predictors of young adult disorders. *Archives of General Psychiatry*, 66, 764–772.
- Cosgrove, V. E., Rhee, S. H., Gelhorn, H. L., Boeldt, D., Corley, R. C., Ehringer, M. A., et al. (2011). Structure and etiology of co-occurring internalizing and externalizing disorders in adolescents. *Journal of Abnormal Child Psychology*, 39, 109–123.
- Costello, E. J., Copeland, W., & Angold, A. (2011). Trends in psychopathology across the adolescent years: What changes when children become adolescents, and when adolescents become adults? *Journal of Child Psychology and Psychiatry*, 52, 1015–1025.
- Costello, E. J., Compton, S. N., Keeler, G., & Angold, A. (2003). Relationships between poverty and psychopathology: A natural experiment. *Journal of the American Medical Association*, 290, 2023–2029.
- Dekker, M. C., Ferdinand, R. F., Van Lang, N. D., Bongers, I. L., van der Ende, J., & Verhulst, F. C. (2007). Developmental trajectories of depressive symptoms from early childhood to late adolescence: Gender differences and adult outcome. *Journal of Child Psychology and Psychiatry*, 48, 657–666.
- Dolan, C. V., Geels, L., Vink, J. M., van Beijsterveldt, C. E. M., Neale, M. C., Bartels, M., et al. (2015). Testing causal effects of maternal smoking during pregnancy on offspring’s externalizing and internalizing behavior. *Behavior Genetics*. Advance online publication.
- Ekstrom, J. (2011). *A generalized definition of the polychoric correlation coefficient*. Unpublished manuscript, University of California, Los Angeles, Department of Statistics.
- Fanti, K. A., & Henrich, C. C. (2010). Trajectories of pure and co-occurring internalizing and externalizing problems from age 2 to age 12:

- Findings from the National Institute of Child Health and Human Development Study of Early Child Care. *Developmental Psychology*, *46*, 1159–1175.
- Golding, J., Pembrey, M., & Jones, R. (2001). ALSPAC—The Avon Longitudinal Study of Parents and Children: I. *Study methodology*. *Paediatric and Perinatal Epidemiology*, *15*, 74–87.
- Goodman, A., Heiervang, E., Collishaw, S., & Goodman, R. (2011). The DAWBA bands as an ordered-categorical measure of child mental health: Description and validation in British and Norwegian samples. *Social Psychiatry and Psychiatric Epidemiology*, *46*, 521–532.
- Goodman, R., Ford, T., Richards, H., Gatward, R., & Meltzer, H. (2000). The development and well being assessment: Description and initial validation of an integrated assessment of child and adolescent psychopathology. *Journal of Child Psychology and Psychiatry*, *41*, 645–655.
- Granic, I. (2014). The role of anxiety in the development, maintenance, and treatment of childhood aggression. *Development and Psychopathology*, *26*, 1515–1530.
- Groen-Blokhuis, M. M., Middeldorp, C. M., van Beijsterveldt, C. E., & Boomsma, D. I. (2011). Evidence for a causal association of low birth weight and attention problems. *Journal of the American Academy of Child & Adolescent Psychiatry*, *50*, 1247–1254.
- Hack, M., Youngstrom, E. A., Cartar, L., Schluchter, M., Taylor, H. G., Flannery, D., et al. (2004). Behavioral outcomes and evidence of psychopathology among very low birth weight infants at age 20 years. *Pediatrics*, *114*, 932–940.
- Haltigan, J. D., Roisman, G. I., Susman, E. J., Barnett-Walker, K., & Monahan, K. C. (2011). Elevated trajectories of externalizing problems are associated with lower awakening cortisol levels in midadolescence. *Developmental Psychology*, *47*, 472–478.
- Hofstra, M. B., Van der Ende, J., & Verhulst, F. C. (2000). Continuity and change of psychopathology from childhood into adulthood: A 14-year follow-up study. *Journal of the American Academy of Child & Adolescent Psychiatry*, *39*, 850–858.
- Hofstra, M. B., Van der Ende, J., & Verhulst, F. C. (2002). Child and adolescent problems predict DSM-IV disorders in adulthood: A 14-year follow-up of a Dutch epidemiological sample. *Journal of the American Academy of Child & Adolescent Psychiatry*, *41*, 182–189.
- Jung, T., & Wickrama, K. A. S. (2008). An introduction to latent class growth analysis and growth mixture modeling. *Social and Personality Psychology Compass*, *2*, 302–317.
- Kendall, P. C., Brady, E. U., & Verduin, T. L. (2001). Comorbidity in childhood anxiety disorders and treatment outcome. *Journal of the American Academy of Child & Adolescent Psychiatry*, *40*, 787–794.
- Larsson, H., Dilshad, R., Lichtenstein, P., & Barker, E. D. (2011). Developmental trajectories of DSM IV symptoms of attention deficit/hyperactivity disorder: Genetic effects, family risk and associated psychopathology. *Journal of Child Psychology and Psychiatry*, *52*, 954–963.
- Letcher, P., Smart, D., Sanson, A., & Toumbourou, J. W. (2009). Psychosocial precursors and correlates of differing internalizing trajectories from 3 to 15 years. *Social Development*, *18*, 618–646.
- Linnet, K. M., Dalsgaard, S., Obel, C., Wisborg, K., Henriksen, T. B., Rodriguez, A., et al. (2003). Maternal lifestyle factors in pregnancy risk of attention deficit hyperactivity disorder and associated behaviors: Review of the current evidence. *American Journal of Psychiatry*, *160*, 1028–1040.
- Little, R. J., & Rubin, D. B. (2014). *Statistical analysis with missing data*. Hoboken, NJ: Wiley.
- Lubke, G. (2012). Old issues in a new jacket: Power and validation in the context of mixture modeling. *Measurement: Interdisciplinary Research and Perspectives*, *10*, 212–216.
- Lubke, G. H., Miller, P. J., Verhulst, B., Bartels, M., van Beijsterveldt, T., Willemsen, G., et al. (2015). A powerful phenotype for gene-finding studies derived from trajectory analyses of symptoms of anxiety and depression between age seven and 18. *American Journal of Medical Genetics Part B: Neuropsychiatric Genetics*. Advance online publication.
- McAdams, T. A., Neiderhiser, J. M., Rijdsdijk, F. V., Narusyte, J., Lichtenstein, P., & Eley, T. C. (2014). Accounting for genetic and environmental confounds in associations between parent and child characteristics: A systematic review of children-of-twins studies. *Psychological Bulletin*, *140*, 1138–1173.
- McGue, M., Osler, M., & Christensen, K. (2010). Causal inference and observational research the utility of twins. *Perspectives on Psychological Science*, *5*, 546–556.
- Muthen, B., & Muthen, L. K. (2000). Integrating person-centered and variable-centered analyses: Growth mixture modeling with latent trajectory classes. *Alcoholism: Clinical and Experimental Research*, *24*, 882–891.
- Muthén, L. K., & Muthén, B. O. (2007). *Mplus users guide* (5th ed.). Los Angeles: Author.
- Nagin, D. S. (1999). Analyzing developmental trajectories: A semiparametric, group-based approach. *Psychological Methods*, *4*, 139–157.
- Newman, D., Moffitt, T., Caspi, A., & Silva, P. (1998). Comorbid mental disorders: Implications for treatment and sample selection. *Journal of Abnormal Psychology*, *107*, 305–311.
- Ormel, J., Raven, D., van Oort, F., Hartman, C. A., Reijneveld, S. A., Veenstra, R., et al. (2014). Mental health in Dutch adolescents: A TRAILS report on prevalence, severity, age of onset, continuity and co-morbidity of DSM disorders. *Psychological Medicine*, *27*, 345–360.
- Petersen, I. T., Bates, J. E., Dodge, K. A., Lansford, J. E., & Pettit, G. S. (2015). Describing and predicting developmental profiles of externalizing problems from childhood to adulthood. *Development and Psychopathology*, *27*, 791–818.
- Singer, J. D., & Willett, J. B. (2003). *Applied longitudinal data analysis: Modeling change and event occurrence*. New York: Oxford University Press.
- Stringaris, A., Lewis, G., & Maughan, B. (2014). Developmental pathways from childhood conduct problems to early adult depression: Findings from the ALSPAC cohort. *British Journal of Psychiatry*, *205*, 17–23.
- Toumbourou, J. W., Williams, I., Letcher, P., Sanson, A., & Smart, D. (2011). Developmental trajectories of internalising behaviour in the prediction of adolescent depressive symptoms. *Australian Journal of Psychology*, *63*, 214–223.
- van Dongen, J., Slagboom, P. E., Draisma, H. H., Martin, N. G., & Boomsma, D. I. (2012). The continuing value of twin studies in the omics era. *Nature Reviews Genetics*, *13*, 640–653.
- Van Lier, P. A., Der Ende, J. V., Koot, H. M., & Verhulst, F. C. (2007). Which better predicts conduct problems? The relationship of trajectories of conduct problems with ODD and ADHD symptoms from childhood into adolescence. *Journal of Child Psychology and Psychiatry*, *48*, 601–608.
- Weissman, M. M., Warner, V., Wickramaratne, P. J., & Kandel, D. B. (1999). Maternal smoking during pregnancy and psychopathology in offspring followed to adulthood. *Journal of the American Academy of Child & Adolescent Psychiatry*, *38*, 892–899.
- Wiggins, J. L., Mitchell, C., Hyde, L. W., & Monk, C. S. (2015). Identifying early pathways of risk and resilience: The codevelopment of internalizing and externalizing symptoms and the role of harsh parenting. *Development and Psychopathology*. Advance online publication.
- Wolke, D., Waylen, A., Samara, M., Steer, C., Goodman, R., Ford, T., et al. (2009). Selective drop-out in longitudinal studies and non-biased prediction of behaviour disorders. *British Journal of Psychiatry*, *195*, 249–256.